
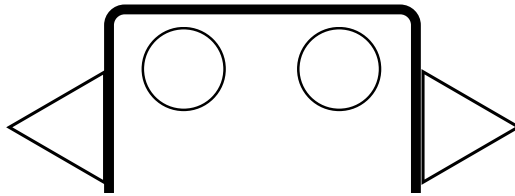


Name:

Date:



Color the shape robot with the appropriate colors.



the
ire

PREVIEW

Gain unlimited access to a large collection of interactive digital and print Maths resources


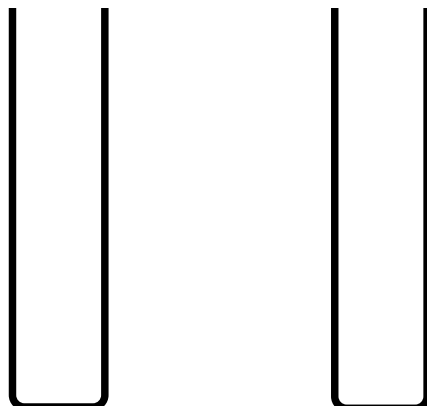
If you are a member,
please login to
download this
worksheet

If you are NOT a
member, please sign
up to gain complete
access



the
gle

the
e


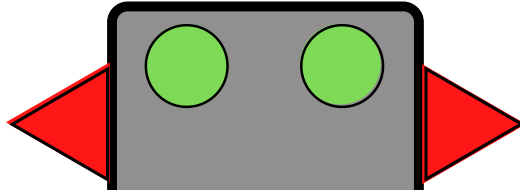


Name:

Date:



Answer Key



the
ire

PREVIEW

Gain unlimited access to a large collection of interactive digital and print Maths resources


If you are a member,
please login to
download this
worksheet

If you are NOT a
member, please sign
up to gain complete
access


the
gle



the
e



Colour the shape parts with the appropriate colours. You can give her eyes, mouth and nose too!



the
ire

PREVIEW



Gain unlimited access to a large collection of interactive digital and print Maths resources

If you are a member,
please login to
download this
worksheet




If you are NOT a
member, please sign
up to gain complete
access



the
gle




the
e



colour the
triangle

Answer Key



the
ire

PREVIEW



Gain unlimited access to a large collection of interactive digital and print Maths resources


If you are a member,
please login to
download this
worksheet

If you are NOT a
member, please sign
up to gain complete
access

the
gle



the
e



colour the
triangle